

Longview Safety City Teacher Resource Guide Railroad Safety



Educating children and families about safety in a creative, fun, interactive environment, to reduce the number of preventable injuries.

Longview Safety City
315 W Cotton St.
Longview, TX 75602
903-237-1119
www.LongviewSafetyCity.com


Railroad Safety



A train can't stop as quickly as a car. A train going 55 mph can take a mile or more to stop – that's about 20 football fields.

Because of their size, trains might look like they are moving slower than they really are.

In 2005, a total of 39 children ages 15 and under were killed in a train collision.



Quick Tips For Kids:

- Always cross at a public railroad crossing. Crossings have a sign and most also have lights, a bell and/or gates.
- Cross the same way you would cross the street – look left, right and left before crossing the train tracks. Listen for the train coming and for a warning bell. If there are warning lights, watch for them to flash.
- Never try to cross the tracks if a train is coming.
- Always walk your bike across the tracks to make sure the tires do not get caught.
- Never walk or play on or near railroad tracks. It is dangerous.

Watch for these Railroad Signs:

This sign means you are coming to a railroad crossing. Always look both ways and listen carefully to be sure a train is not coming from either direction before crossing the tracks.




Many railroad crossings have a gate with flashing lights that close when a train is coming.

- NEVER go around a closed railroad gate.
- NEVER try to get across the track before the train gets there.

Some crossings which don't have gates may have this sign. When the lights are flashing, a train is coming. You should wait until the train or trains have passed before trying to cross the tracks.

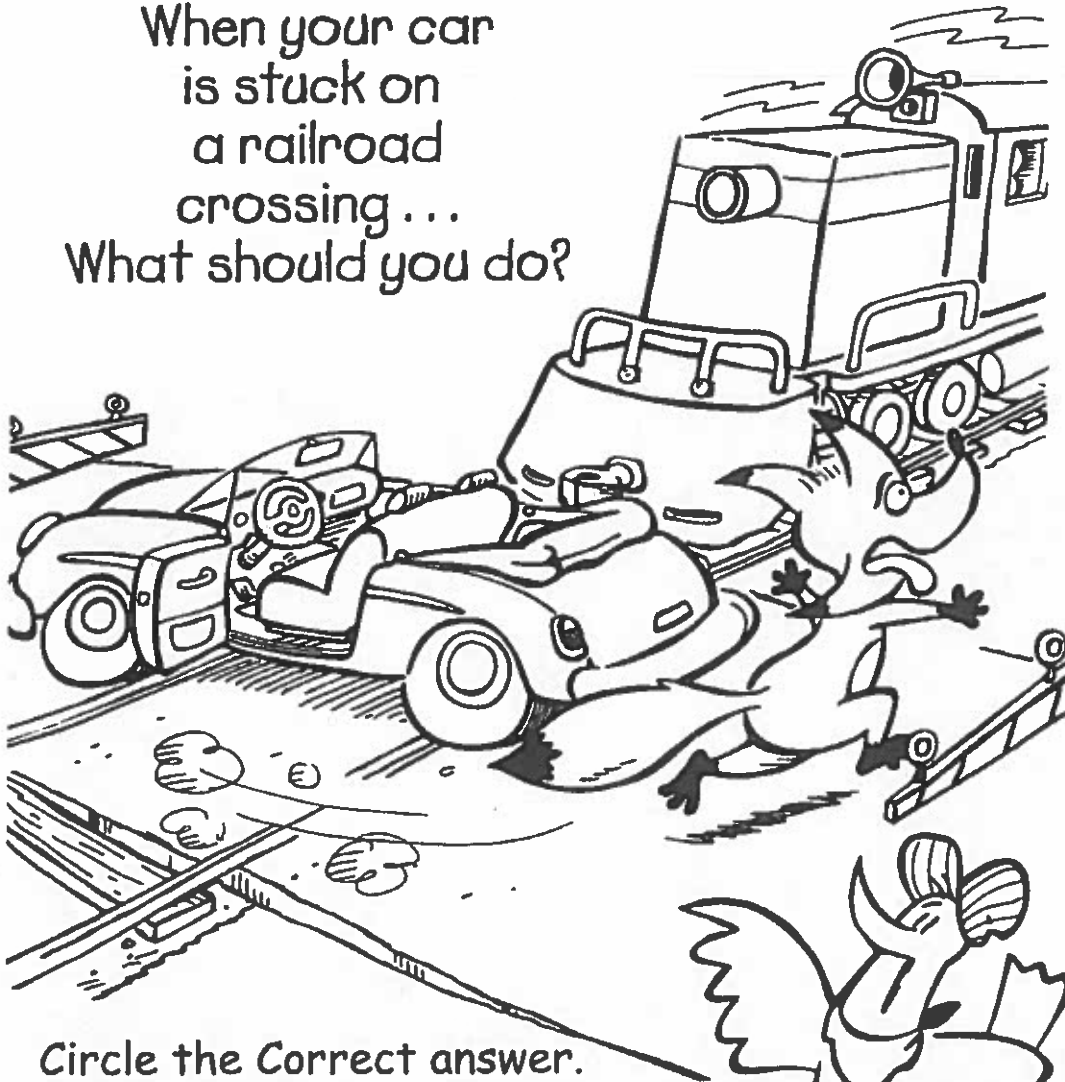


Connect
the dots.



I know what this means...
Stop for trains!

When your car
is stuck on
a railroad
crossing ...
What should you do?



Circle the Correct answer.

1. Wait for help.
2. Listen to the radio.
3. Get out fast and run away from the tracks.

Answer #3



What happens if you put things on the track?



1. Could you and someone close by be hurt?

Yes No


2. Could it cause a wreck?

Yes No

Answers:
1. Yes 2. Yes

Birdie & Sly Fox

Safety Crossword Puzzle



Questions

Across

5. Never walk near or climb on what?
6. They are only wide enough for the train.
8. What tells you railroad tracks are near?

Down

1. Never _____ around tracks or railroad equipment.
2. What can you expect to see on a railroad track?
3. What you should do if you can hear the train whistle. _____, look and listen, but never stop on or near the tracks.
4. Never drive or walk around these when they are down.
7. If your car stops on the tracks, you should do this and run away from the tracks.

ACROSS 5. Railroad Tracks 6. Bridges 8. Signs DOWN 1. Play 2. Train 3. Stop 4. Get Out